

Postdoctoral
Junior Leader Fellowships

Selection process *guidelines*

Postdoctoral Junior Leader Fellowships

Table of Contents

<i>Introduction</i>	3
Stage 1:	
<i>Eligibility Screening</i>	4
Stage 2:	
<i>Shortlisting</i>	4
2.1 Structure of the Panels	4
2.2 Evaluation of Candidates	6
2.3 Shortlisted Candidates	11
2.4 Feedback on the Evaluation	12
Stage 3:	
<i>Final Selection – Interviews</i>	13
3.1 Structure of the Committees	13
3.2 Evaluation of Candidates	13
3.3 Interview Protocols	17
3.4 Selected Candidates	18
3.5 Feedback on the Evaluation	19
Annex 1:	
<i>Mathematical Calculations and Formulas</i>	20
Shortlist Stage Formulas	21
Final Selection Formulas	25
Annex 1.1: Effects of Normalisation of Scores	31
Annex 2:	
<i>Induced Balance of Disciplines</i>	33

Introduction

LCF checks all submitted applications to ensure the fulfilment of the requirements established in the call rules and guarantee that all applications sent for evaluation are eligible.

The aim of this guidebook is to describe the evaluation process followed for “la Caixa” Foundation (LCF) fellowship programmes. It is specifically designed for candidates and evaluators who participate in the selection processes. It provides detailed information about the evaluation steps, the selection criteria, the scoring system, and the evaluation procedures.

The evaluation process is the cornerstone of LCF programmes, and it is driven by the following **principles**:

Transparency. The candidate selection is based on clearly described rules and procedures that are available on the LCF public website. In addition, candidates receive timely information on the status of their applications at each stage of the selection process.

Equity. All candidates are treated equally, pass through exactly the same evaluation steps and are assessed under identical evaluation criteria and procedures laid out in this document without considering any other factors.

Efficiency. LCF’s fellowship programmes are characterised by thorough and rigorous compliance with the established procedures. Punctuality in meeting deadlines, which are known in advance by applicants and evaluators, is of the utmost importance.

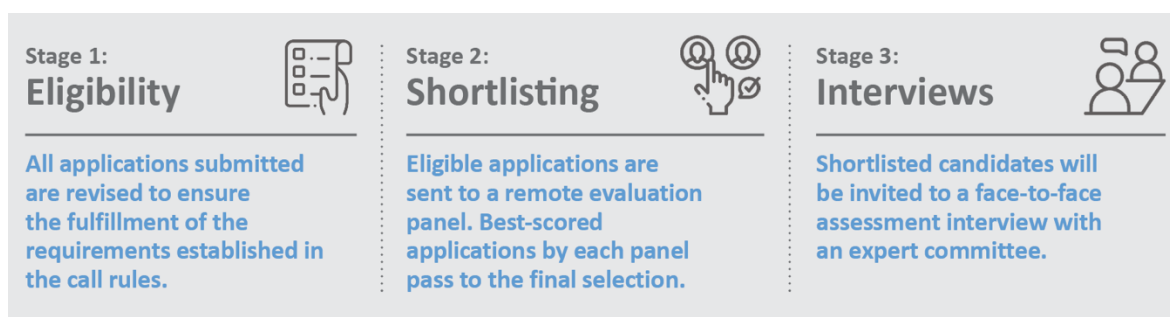
Quality. The assessment of the candidates is conducted by independent experts who are carefully appointed considering their expertise, research performance and experience in conducting evaluations. “la Caixa” Foundation takes specific measures to ensure diversity (considering gender, geographical distribution, professional sector, disciplines, etc.) in the recruitment of experts and continuously populates its experts’ database in order to assign appropriate evaluators to the applications and rotate at least one third of experts from call to call.

The evaluation and selection of applications considers the recommendations of the European Science Foundation published in the *Peer Review Guide*¹.

Likewise, the standards and principles to be followed by all evaluators who take part in the selection processes are ruled by a Code of Conduct that is publicly available on the LCF website.

¹ [European Peer Review Guide](#), European Science Foundation

The assessment process for an application comprises **three stages**:



Stage 1: *Eligibility Screening*

LCF checks all submitted applications to ensure the fulfilment of the requirements established in the call rules and guarantee that all applications sent for evaluation are eligible.

At this stage, candidates receive timely information about the eligibility of their proposals, and they may be contacted during the process if any information included in the application needs to be added or amended.



Stage 2: *Shortlisting*

The objective of the shortlisting is to select the best candidates for the final interview stage. The shortlisting stage has been designed with a twofold purpose: to promote the best candidates to the final interview phase as well as to ensure the diversity of all disciplines considered in the programme.

2.1 Structure of the Panels

Shortlisting panels are formed based on a research field classification. Each eligible application is sent to **a remote evaluation panel made up of at least two independent experts**, mainly university professors and researchers.

When filling their application in, candidates are self-assigned to the panel that better fits their discipline, and they are evaluated according to their choice. Likewise, evaluators are assigned to the panels according to their discipline.

The composition of the remote panels is **double blinded** to ensure independence: candidates do not know the identity of the evaluators and evaluators do not know the identity of the other evaluators. When the evaluation processes of all fellowship programmes conclude, a complete list of the participating evaluators is published on LCF website.

With this same purpose, LCF takes specific measures to avoid, as much as possible, the disclosure of applicants' sensitive information to minimise biases.



A maximum of applications per panel is established. In general, each panel assesses at least 10 applications, but no more than 25. If needed, the remote panels can be split or merged considering close-related fields to adjust their capacity.

PANEL DISTRIBUTION

Shortlisting panels are grouped under 2 areas of knowledge following the **structure** below:

Interview Committees

Shortlisting Panels:

<p><i>Life Sciences (LS)</i> </p> <hr style="border: 0.5px solid #0070c0; margin-bottom: 10px;"/> <p>LS1: Medicine, Public Health, Sport Sciences, Nutrition, Clinical Psychology, Health Management</p> <p>LS2: Animal, Plant, Environmental Biology, Physiology, Ecology and Conservation</p> <p>LS3: Human Biology, Microbiology, Molecular Biology, Genetics, Cellular Biology, Genomics and Proteomics, Biochemistry</p> <p>LS4: Agriculture, Veterinary Science, Animal Production, Forestry</p> <p>LS5: Biotechnology, Bioinformatics, Pharmacy, Food Technology</p>	<p><i>Physical Sciences, Mathematics and Engineering (PME)</i> </p> <hr style="border: 0.5px solid #0070c0; margin-bottom: 10px;"/> <p>PME1: Theoretical and Applied Mathematics, Computer Sciences</p> <p>PME2: Physics</p> <p>PME3: Geology, Earth Sciences, Environmental and Atmosphere Sciences, Mines, Geological Engineering, Oceanography, Hydrology</p> <p>PME4: Civil and Construction Engineering, Energy, Nuclear Energy and Renewable Energy Engineering</p> <p>PME5: Chemistry and Chemical Engineering</p> <p>PME6: Telecommunications, Electronics, Robotics, Biomedical Engineering, Automation Engineering, ICT</p> <p>PME7: Industrial Engineering, Mechanical Engineering, Metallurgy, Materials Nanotechnology, Aeronautical, Naval and Aerospace Engineering</p>
---	--

2.2 Evaluation of Candidates

The candidates' shortlisting is conducted remotely through an online platform specifically designed for this purpose. After logging into the platform, evaluators review and assess all their assigned applications.

The application evaluation mainly consists of **three parts**:

Expertise Level

Evaluation Criteria and Scoring

Justification of the evaluation



Expertise Level

All evaluators must indicate, for each application assessed, their level of expertise in the discipline of the application.

The definition of the expertise level is:

Level 1: The evaluator's expertise corresponds with the discipline of the application.

Level 2: The evaluator's expertise may not correspond with the discipline of the application. However, their background allows a proper assessment.

Evaluators' expertise level weights the scores accordingly: level 1 experts have a greater impact on the candidate's shortlisting score than level 2 experts.

By default, all evaluators are labelled as level 2. Evaluators with a higher level of expertise must select level 1.

Expertise Level

Evaluation Criteria and Scoring

Justification of the evaluation



Evaluation Criteria and Scoring

For each application, three evaluation criteria must be assessed and scored using the following scale:



A final score is obtained by adding the scores assigned to each criterion, considering the weight of each criterion as well as the level of expertise selected.

Each evaluator must score, for the same application, **three criteria**:



50% Excellence of the Curriculum Vitae
35% Motivation and Research Proposal
15% Reference letters



1. EXCELLENCE OF CURRICULUM VITAE (50%)

Summary: *scientific and/or professional background will be assessed in relation to the stage of the candidate's career. The relevance and contribution of the candidate to the articles published in scientific journals (citations, impact factors, etc.), scientific and technical books or chapters, work presented at congresses, patents granted or licensed and, in general, any other contribution that would evaluate different aspects of research.*

Specifically, the main elements assessed will be:

- » **Quality of scientific output** resulting from the candidate's prior research activities, considering the number and level of publications, as well as their contribution in such publications (number of authors, position, etc.), books, participation in conferences and other activities.
- » **Leadership and independent thinking** will be evaluated based on the previous work and scientific output, as well as their prior training to carry out their proposal. This criterion includes previous works (as the primary author or head, according to the criteria for each research area, position, and number of authors in the works published in scientific journals, citations, impact factors, patents granted or licensed, among others) related to the proposal.
- » The quality, depth and breadth of their **track record must be assessed depending on the stage of their scientific career**, considering the scientific discipline of the proposal. In this regard, younger candidates or who have made an interruption of research career for justified reasons, cannot be penalized for having a relatively short track record, assessing the intellectual inquisitiveness shown to complete their track record.
- » **Stable and well-planned path** throughout the entire career. Should there be changes in the career path, these must be duly justified and supported. In case of having professional experience, its relevance in relation to the proposed project must be explained.



2. MOTIVATION AND RESEARCH PROPOSAL (35%)

Summary: *originality, innovation and potential impact of the proposed personal project, as well as the suitability of the choice of the host research centre and/or line of research.*

Specifically, regarding the **research proposal**, the main elements assessed will be:

- » The **scientific quality, relevance to the research subject and conceptual or methodological innovation** of the research proposal. In addition, the contribution of its expected results towards the development of science, technology, or society, as well as its feasibility and exploitation potential.
- » The proposal must be coherent and well-structured and be kept within a path with a broader scope, scientifically or professionally speaking. **The research proposal submitted must be innovative and original.** The proposals that involve risk and creativity, as well as the proposals that put forth well-thought-out **entrepreneurship projects will be looked upon favourably.**
- » The research proposal should make clear the **conceptual relevance** of the research within the context of the current state of the field, the suitability and feasibility of the proposed approach, the expected results, and their foreseeable impact in the proposal's field. The **innovative** aspect of the proposed scientific concept should be highlighted: originality of the project and its potential for the creation of new knowledge within the scientific discipline, as well as possible use of new technologies and methodologies.
- » The **project's social return on investment** —understood in its broadest sense— must be evaluated: advancement of science and knowledge, creation of wealth and the possibility of transfer to third parties.

Regarding the **research line and host centre**:

- » The interest in the line of research that they wish to pursue and the suitability of the institution(s) where it is proposed to carry it out.
- » The quality of the **research line and that of the institution** where it will be carried out.
- » Whether it has been a **reasoned choice and alternative options** have been considered. The Call for Applications does not require candidates to accredit prior admission to a certain host institution. Nevertheless, the candidate's interest and initiative in finding information on the opportunities provided by the potential institutions that best suit the personal goals should be looked upon favorably.
- » Applications that involve contact with **new professional or scientific environments** will be looked upon favorably. Likewise, ideas that express future **interdisciplinary projects** or that consider intersectoral aspects will be evaluated positively.



3. REFERENCE LETTERS (15%)

Summary: the reference letters received will be assessed, considering both the specificity of their content regarding the candidates as well as the profile of the referees

Specifically, the following aspects will be assessed:

- » **The profile and position of the referees**, as well as their expertise on the project proposed by the candidate.
- » **Letters written in a personal manner and related to the proposed project** will be valued. Letters should refer not only to subjective and personal aspects of the candidate, but also to their intellectual abilities and their academic or professional trajectory.

ADDITIONAL EVALUATION

In addition to the three criteria mentioned above, evaluators must assess **four additional aspects**:

1 <i>The candidate's academic and / or professional potential</i>	2 <i>The societal impact of the statement of purpose</i>	3 <i>The impact of the fellowship on the candidate's trajectory</i>	4 <i>Expository clarity demonstrated in the statement of purpose</i>
---	--	---	--

Each of these aspects must be scored using the following scale:

Very poor	Poor	Mediocre	Average	Good
-----------	------	----------	---------	------

The additional evaluation provides complementary information to the final interview evaluators. Moreover, it may be used to break draws in case of equal scores between candidates.



Justification of the evaluation

Each evaluator must provide a written rationale (qualitative evaluation) for the different criteria for each application, along with a concise brief that includes the reasoning behind their evaluation, as well as the proposal's strengths and weaknesses. The main objective of the rationale is to guarantee that the assessment was thorough and specifically tailored to each proposal, and to provide the information needed to generate a qualitative feed-back report for the candidates.

The use of AI tools by evaluators in writing their comments is not permitted, except for translation or grammar correction purposes, provided that such tools do not compromise the confidentiality of the information. In all cases, the content of the report must be original and authored by the expert.

Once all evaluations for a candidate have been submitted, an AI-based tool will compile the individual reports into a consolidated summary. This compiled report will then be reviewed by a human expert to ensure consistency, accuracy, and alignment with the original evaluations. All comments will be made accessible to candidates and members of the Selection Committee, along with the overall score of the proposal.

*Those comments and observations **will not be reviewed or filtered** by LCF which is why evaluators should be extremely careful with their wording. In any case, comments should have a strictly professional and constructive tone.*



REPORT STRUCTURE:

- » Follow a 'strengths' and 'weaknesses' writing structure.
- » Include justification for the three selection criteria.
- » Have a strictly professional tone and a constructive spirit.
- » Intend to be useful for the candidate if they want to apply for future calls.

IN NO CASE SHOULD COMMENTS:

- » Give information about the identity of the evaluator.
- » Contain offensive, discriminatory, or improper statements.
- » Not correspond or be inconsistent with the numerical score.

After completing the three steps in the shortlist stage, experts must submit their evaluations within the established deadline.

DISCREPANCIES

Once the evaluations are submitted by each panel, the system may detect significant discrepancies among experts' scores for the same application. If any, these applications are

referred to those experts to review their original scores if deemed appropriate² within the established deadline.

² For more information about the detailed calculations of this aspect, see section 1.2 of the Annex 1.

2.3 Shortlisted Candidates

LIST OF SHORTLISTED CANDIDATES

The shortlist of candidates is not based on consensus or discussion among evaluators. It is an individual assessment. Therefore, the ranking of shortlisted candidates results from the aggregation and weighting of the scores given by the evaluators to each application, sorted by highest to lowest score on each shortlist panel.

The number of **shortlisted candidates who passes to the final stage** depends on the number of fellowships to be awarded and the distribution of applications received by discipline. Once the number of candidates to be shortlisted is settled, the shortlisting involves **two steps**:

STEP 1 / Selection of 70% of candidates to be shortlisted: Best scored candidates by each remote panel are selected following a proportional distribution.

See example below:

Interview Committee X	Total candidates to be shortlisted: 45	>	Step 1 / 70% of the candidates to be shortlisted: 32
Shortlisting panels			
Shortlisting Panel	Eligible applications	% over total eligible applications	Proportional Distribution (70%)
Panel 1	45	24.59%	8 (7.86)
Panel 2	30	16.39%	5 (5.24)
Panel 3	40	21.86%	7 (6.99)
Panel 4	15	8.20%	3 (2.62)
Panel 5	11	6.01%	2 (1.92)
Panel 6	22	12.02%	4 (3.84)
Panel 7	20	10.93%	3 (3.50)
Total	183	100%	32

Step 2 / Selection of 30% of candidates to be shortlisted: The remaining applications that were not shortlisted in the previous step are grouped under a single ranked list per committee³ (after normalising their scores). The best scored applications on this list are shortlisted regardless of the panel they have been self-assigned to. Non-shortlisted applications remain in a single waiting list per committee.

For more information about the specific calculations of the ranking see *List of shortlisted candidates and single reserve list* in Annex 1.

This methodology has a twofold purpose: to guarantee excellence and representation. It guarantees that the best candidates from each discipline are selected (70%) while ensuring that best candidates are likewise selected regardless of their discipline (30%).



³ See section 2.1 Structure of the Panels

DRAWS

In the event of draws involving two or more applications, these will be resolved considering the final score in each individual criterion prioritised according to their weight (C1>C2>C3). Firstly, a comparison of the scores of C1 will be made. If the draw persists, the same process will be followed considering C2 and so forth.

If the draw persists, it will be resolved by introducing the results of the additional evaluation aspects given by each evaluator⁴.

2.4 Feedback on the Evaluation

To maximise transparency, the following **information** is released once the shortlist stage is concluded:

» Feedback to Candidates

All candidates receive information on their score, position within the panel and general statistics of the selection process.

In addition, all candidates obtain information on the quartile in which their application is located, for each criterion evaluated, in comparison to the rest of applications assessed by the same panel.

Finally, non-preselected candidates obtain a qualitative report according to the justifications of the evaluations carried out by the experts.

» Feedback to Shortlisting Evaluators

Evaluators are provided access to scores and comments by the rest of the experts (anonymously) on their panel.

» Feedback to Interview Committee Evaluators

Evaluators who take part in interview committees will also have access to scores and any information provided to candidates and the comments by the shortlist evaluators (anonymously) to be considered for the final assessment.

QUALITATIVE REPORTS

At this stage, non- preselected candidates obtain a qualitative report according to the justifications of the evaluations carried out by the experts. This report is written by an external figure to the "la Caixa" Foundation called "Reporter" who will make a report based on the information contained in the evaluation of each expert. The "reporter" does not act in any case as evaluator of the application and is totally impartial in the writing of the report.

⁴ For more information about the detailed calculations of this aspect, see section 1.4 of the Annex 1.



Stage 3: *Interviews*

Shortlisted candidates are invited to an interview as the final stage in the selection process. The overall purpose of the interview is to select the candidates with the highest potential according to the selection criteria. This process is specifically designed to mitigate biases and ensure objectivity and efficiency.

3.1 Structure of the Committees

The number of committees will be formed according to the number of applicants called to interviews by disciplinary field. The committees will be multidisciplinary and formed by 5 to 8 university professors, researchers or professional experts in the disciplines assessed. Each committee will be chaired by an officer from LCF who will moderate the session and ensure that the interviews are carried out according to the planned schedule.

Following the same structure as the shortlisting stage, committees are based on **two areas of knowledge**:

WO

*Life
Sciences*



*Physical Sciences,
Mathematics
and Engineering*



A maximum of candidates to be interviewed per committee is established. If needed, the committees can be split or merged considering close-related fields to adjust their capacity. If committees are split, candidates will be distributed among the different subcommittees in a sequential manner according to their shortlisting score. Therefore, the candidate with the highest score will be assigned to subcommittee 1, the next one to subcommittee 2, and so on until exhausting the candidates' list.

3.2 Evaluation of candidates

PREPARATION OF INTERVIEWS

Prior to the interview, evaluators will be provided access to an online platform with all necessary information about the interviewed candidates. This information includes general statistics of the selection process, scores, position, and evaluation comments for each candidate from the shortlisting stage as well as specific guidelines to conduct the evaluation and general information of the call.



Expertise Level

In the same way as in the previous stage, all evaluators must indicate, for each application assessed, their level of expertise in the discipline of the application.

The definition of the expertise level is:

Level 1: The evaluator's expertise corresponds with the discipline of the application.

Level 2: The evaluator's expertise may not correspond with the discipline of the application. However, their background allows a proper assessment.

The evaluators' expertise level weights the scores accordingly: level 1 experts have a greater impact on the candidate's final score than the level 2 experts.

By default, all evaluators are labelled as level 2. Evaluators with a higher level of expertise must select level 1.



Evaluation Criteria and Scoring

For each application, three evaluation criteria must be assessed and scored using the following scale (including decimals):



Each evaluator must score, for the same application, **three criteria**:



50% Academic and Professional Background

30% Candidate's potential

20% Motivation and Impact of the Proposal



1. ACADEMIC AND PROFESSIONAL BACKGROUND (50%)

Summary: *the experts will assess the contributions made in the field chosen for the research project presented, as well as the coherence between the candidate's academic trajectory and professional background.*

- » **Professional and academic experience**, scientific findings, and outputs, as well as prior training to carry out their proposal.
- » Excellence, relevance, and recognition for their **contributions to the scientific discipline** of the line of research, such as project management, doctoral theses, lectures at congresses, awards, and other merits, as well as attracting funding to carry out the research.
- » **The quality and depth of curriculum** in relation to the applicants' career stage. In this respect, younger applicants accrediting incipient curricula cannot be penalised. Thus, particular attention will be given to the years that have passed since they earned their doctoral degree, evaluating both their past achievements and possible future opportunities according to their potential. In this regard, younger candidates or who have made an interruption of their research career due to justified reasons cannot be penalised for having a relatively short track record.
- » **The consistency and focus of candidates' trajectory**: deviations in the trajectory must be justified. Stable and well-planned paths throughout their entire career will be positively assessed. Should there be changes in their career path, these must be duly justified and supported in a coherent and reasoned manner. In case candidates have professional experience, its relevance in relation to the proposed project must be explained.



2. CANDIDATE'S POTENTIAL (30%)

Summary: the candidate's potential, paying particular attention to the candidate's transversal skills, such as clarity and consistency of discourse, expression of ideas, ability to present complex reasoning, teamwork, capacity for independent reasoning, originality, entrepreneurship, and leadership.

Specifically, the following **aspects** will be assessed:

- » **Originality:** Ability to think outside the box making creative proposals or digging deeper unexplored areas.
- » **Innovation:** capacity to create new knowledge and new theoretical approaches to go beyond the state of the art as well as the ability to create new technologies or innovative use of existing ones. Use of new theoretical approaches to existing phenomena or problems or innovative use of already existing theoretical approaches.
- » **Feasibility:** the candidate puts forth ambitious and realistic ideas and their capacities are in keeping with the scope of their proposal.
- » **Clarity of exposition:** ability to clearly and precisely express complex reasoning and very specific matters, so that the ideas introduced can be understood by the general public.
- » **Entrepreneurship, independence, leadership and team working:** capacity to take new initiatives and independent decisions, to provide inspiration and guidance to others as

well as work successfully in a collaborative environment. Aspects of their track record which make it possible to gauge the candidate's capacity to head a research project will be assessed. In this regard, the candidate's scientific output (publications as primary author, relevant contributions, among others) will be considered. The direction of research work, students' supervision and direction, recognitions (awards, invitations to international lectures) and capacity to obtain funding for their own research will also be assessed.



3. MOTIVATION AND IMPACT OF THE PROPOSAL (20%)

Summary: conceptual and methodological novelty of the project as well as its originality, feasibility and impact on society and the researcher's career.

The following **aspects** should be considered:

- » **The proposal consistency and structure.**
- » The **potential impact of the fellowship on the candidate's future career:** To what extent would the funding of the proposed project by the fellowship represent a key step in achieving the candidate's objectives, contributing to a broader and more consistent career trajectory.
- » The **conceptual and methodological novelty** of the submitted proposal, as well as its impact, understood in its broadest sense—capacity of the submitted project to contribute towards the transformation and improvement of fields such as economy and creation of wealth, society, culture, science, citizens' quality of life, the environment or public policies—will be evaluated.
- » The interest and **feasibility** of the research project that they wish to carry out, as well as the suitability of the institution(s) where it is proposed to do so.
- » Sound knowledge of the **risks** involved in the proposed research, as well as a well addressed risk plan containing prevention and mitigation measures. **The societal impact of the research proposed**, understood in its broadest sense: science progress, knowledge transfer, welfare, and wealth creation.
- » **Originality:** innovative proposals that involve elements of risk, creativity, unconventional approaches as well as entrepreneurial initiatives should be valued positively.
- » Applications that entail **contact with new academic, cultural, or scientific environments** as well as interdisciplinary and intersectoral approaches will be valued.
- » Determination to complete the project within the established period of time for the duration of the fellowship or justification for the **duration of the project** in the case of longer periods.

The potential impact of the fellowship on the candidate's future career: To what extent will the funding of the proposed project by the fellowship represent a key step in achieving the candidate's objectives, contributing to a broader and more consistent career trajectory?

3.3 Interview Protocols

FORMAL ASPECTS

The round of interviews will be conducted strictly following the next formal aspects:

- » **Punctuality:** Utmost punctuality is expected. The interviews follow a very precise schedule, and no flexibility is allowed in relation to this time schedule.
- » **Duration:** Each interview will last 30 minutes, and it will start with a brief presentation by the candidate (10 minutes approximately) and followed by questions asked by the evaluation committee (20 minutes approximately).
- » **Language:** Interviews are conducted entirely in English.

Supporting materials (audio-visual materials, presentations, documents...) will not be allowed during the interview. Nor will the committee accept any documents that have not been included in the application.

No show: Failing to attend the interview entails that the candidate will not be allowed to apply to future calls, except in case of duly justified force majeure.



INTERVIEW'S OPENING

The LCF Officer will welcome the candidate and then, the candidate will start the presentation. To ensure independence, the composition of the committee is **blinded**, which means that candidates do not know the identity of the evaluators. For this reason, committee members will not be introduced to the candidates. After the candidate's presentation, the committee members will ask the questions they deem relevant to properly assess the application.

QUESTIONS

There are no specific guidelines to conduct the selection interview. Experts are entitled to establish their own dynamics and tone, depth and scope of the questions asked to each candidate.

Questions raised in the interview aim at testing candidates' capabilities, broadening the information provided in the application and clarifying any aspects that were insufficiently addressed in the application.

3.4 Selected Candidates

RANKING

At the end of each interview, evaluators should score each candidate, according to the selection criteria established. Once all the interviews are concluded, evaluators will give each candidate three scores, one for each criterion.

The selection of candidates is not based on consensus or discussion among evaluators. It is an individual assessment. Therefore, the ranking results from the aggregation and weighting of the scores given by the evaluators to each application, sorted by highest to lowest score on each committee.

Shortlisting Score: The score obtained in the shortlisting stage will be included in the final score weighted as an additional evaluator with expertise level 1.



DISCREPANCIES

Evaluators will be called to revise discrepancies among the scores of candidates in the cut-off threshold, if any, and adjust them if deemed appropriate⁵.

DRAWS

In an event of a draw, it will be resolved by the experts who form the selection committee.

FINAL LIST

Once the process is concluded, all evaluators must ratify the final ranking of the fellowships awarded and the candidates on the waiting list.

The "la Caixa" Foundation reserves the right not to award all the fellowships offered.

JUSTIFICATION OF THE EVALUATION

At the end of interviews, evaluators must provide a rationale for each application with a short, concise written brief (max. 1.000 characters), which includes the reasoning behind their evaluation and overall impression given by the candidate emphasizing the strengths and weaknesses of each candidate. This rationale must be informed in the online evaluation platform within 15 natural days after the interview's dates.

The use of AI tools by evaluators in writing their comments is not permitted, except for translation or grammar correction purposes, provided that such tools do not compromise the confidentiality of the information. In all cases, the content of the report must be original and authored by the expert.

Once all evaluations for a candidate have been submitted, an AI-based tool will compile the individual reports into a consolidated summary. This compiled report will then be reviewed by a human expert to ensure consistency, accuracy, and alignment with the original evaluations.

⁵ For more information about the detailed calculations of this aspect, see section 2.4 Annex 1.

3.5 Feedback on the Evaluation

To maximise transparency, the following information is released once the interviews stage is concluded:

» **Feedback to Candidates**

The official list of fellows and wait-listed candidates will be published on the LCF website. Candidates receive information on their score, position within the panel and general statistics of the selection process.

In addition, candidates obtain information on the quartile in which their application is located, for each criterion evaluated, in comparison to the rest of applications assessed by the same panel.

LCF has no further information on the assessment than the information disclosed to each candidate. Once the evaluation processes of all fellowship programmes have finished, a complete list of the participating evaluators is published on the LCF website.

QUALITATIVE REPORTS

Candidates obtain a qualitative report according to the justifications of the evaluations carried out by the experts. This report is written by an external figure to the "la Caixa" Foundation called "Reporter" who will make a report based on the information contained in the evaluation of each expert. The "reporter" does not act in any case as evaluator of the candidacy and is totally impartial in the writing of the report.

Annex 1:

Mathematical Calculations and Formulas



This section is aimed to describe the mathematical calculations and formulas behind the different stages of the selection process to maximize transparency and clearness.

The following mathematical procedures rule the selection process:

Scoring	Collecting the candidates' scores given by each of the experts and weighted according to the corresponding evaluation criteria.
Expertise	Weighting scores according to the expertise acknowledged by the evaluators.
Normalization	Normalizing the scores to mitigate the differences in scale and dispersion between different experts.
Discrepancies	Reviewing the candidates' scores for whom there are significant differences between expert assessments.
Draws	Resolving draws between candidates with equal scores.
Reserve list	Establish a reserve list to retrieve candidates in case of a withdrawal.
Feedback to candidates	Presenting the scores and information to make it available to candidates.

1. Shortlisting Stage Formulas

1.1. SCORING

Every application in a panel is reviewed by a certain number n of *evaluators* (usually between 2 and 4), who are independent experts in the discipline specific for that panel or a close - related disciplinary field. The evaluation coming from each expert, for a given candidate, consists of three scores between 1 and 8 (admitting decimals), corresponding to three different *criteria*. We call these the *primary scores*, and we denote them by

$$\text{score1}(c, e, \text{crit}) \in [1,8], \text{ with } \text{crit} \in \{1,2,3\}, e \in \{1,2, \dots, n\}$$

which designates the primary score of the candidate c , given by the evaluator e , for the criterium crit .

Every call may indicate specific weights for the three different criteria, and we denote them by

$$\text{weight}(\text{crit}), \text{ with } \text{crit} \in \{1,2,3\}$$

Then, the added scores of a given candidate for a given evaluator is computed as follows:

$$\text{score1.sum}(c, e) = \sum_{\text{crit}=1}^3 \text{score1}(c, e, \text{crit}) \cdot \text{weight}(\text{crit})$$

1.2. DISCREPANCIES

The evaluation system detects significant discrepancies among experts' scores for the same application. If any, these applications are referred back to those experts to review their original scores if deemed appropriate. To detect discrepancies, the following two steps are followed:

1. The primary score $\text{score1.sum}(c, e)$ of each candidate given by each evaluator, is recalculated by subtracting the evaluator's mean. That is,

$$\text{newscore1.sum}(c, e) = \text{score1.sum}(c, e) - \text{mean.score1}(e)$$

where $\text{mean.score1}(e)$ denotes the average of all primary scores given by evaluator e . In this way the new average of all scores is now 0 and they can be better compared.

2. For each candidate we compute the difference between the highest and the lowest score among all those obtained from the different evaluators. That is

$$\text{diff}(c) = \max_e \text{newscore1.sum}(c, e) - \min_e \text{newscore1.sum}(c, e)$$

If this difference is equal or larger than 2, the scores of this candidate are considered discrepant.

1.3. EXPERTISE

Experts have declared an expertise level with the specific discipline of the candidate assessed.

The final primary score of a candidate is the result of averaging the primary scores obtained from the evaluators, weighted by the different expertise levels of each of them. More precisely:

1. If the expertise levels of all n evaluators coincide, we compute the simple mean

$$\text{score1.panel}(c) = \frac{1}{n} \sum_{e=1}^n \text{score1.sum}(c, e)$$

2. If the expertise levels do not coincide, we compute a weighted mean, where an additional weight of 0.5 is divided between the experts with Level 1. In other words,

$$\text{score1. panel}(c) = \sum_{e=1}^n \text{score1. sum}(c, e) \cdot \text{weight}(e, c)$$

where

$$\text{weight}(e, c) = \frac{1}{n+0,5} \quad \text{if the expertise of this evaluator is Level 2, and}$$

$$\text{weight}(e, c) = \frac{1+0,5/m}{n+0,5} \quad \text{if the expertise of this evaluator is Level 1, and there are } m \text{ evaluators with Level 1.}$$

Note that if all evaluators declare the same level of expertise (that is if $m = 0$ or $m = n$) then all of them have weight $1/n$ and hence the weighted mean equals the regular mean.

Example

There are 3 experts in the panel ($n = 3$). Evaluators 2 and 3 have indicated Level 2 while evaluator 1 has indicated Level 1. Then

$$\text{weight}(1, c) = \frac{1}{3,5} = 0,29, \quad \text{weight}(2, c) = \text{weight}(3, c) = \frac{1,25}{3,5} = 0,36.$$

At this stage, by the procedure described above, every candidate has a final score,

$$\text{score1. panel}(c)$$

which reflects all primary scores obtained from evaluators in the candidate's panel considering their expertise level. Ordering candidates according to this final score gives a ranking of all candidates within their panel.

1.4. DRAWS

In case two final scores coincide in the ranking above, the system uses the primary scores obtained in each of the three criteria separately, to resolve the draw. More precisely, this is done as follows:

1. Every candidate's primary score is divided into three *subscores*, one for each criterium, computed by adding the scores of all evaluators, weighted by their expertise level. In other words,

$$\text{subscore1. panel}(c, \text{crit}) = \sum_{e=1}^n \text{score1}(c, e, \text{crit}) \cdot \text{weight}(e, c)$$

where we recall that $\text{score1}(c, e, \text{crit})$ is the original primary score given by evaluator e , to candidate c , for criterium crit .

2. The criterium with maximum weight is the one which is used to resolve the draw. If the draw persists, the criterium with the second highest weight will be used, and so on until the last one.
3. If the draw still persists, the additional evaluation is considered. Each evaluator assesses four qualitative aspects for each candidate, that are translated into numerical values between 1 and 5:

Qualification	Poor	Acceptable	Good	Very Good	Exceptional
Numerical Value	1	2	3	4	5

For this purpose, the system computes the total sum of these values given by all evaluators of the panel to each candidate and uses this score to resolve the draw.

1.5. LIST OF SHORTLISTED CANDIDATES AND SINGLE RESERVE LIST

After proceeding as described in the sections above, a **ranking of candidates within each of the panels** is obtained.

Recall that each call establishes a predetermined number of candidates for each committee which must be promoted to the interview phase. Given a particular committee, let N be the number of candidates that need to be promoted to the face-to-face interview.

Also let

P = number of panels associated to the given committee;

$can(P)$ = number of applications (candidates) assigned to the panel P ;

$C = \sum_P can(P)$ = the total number of applications in the given committee.

The N shortlisted applicants are selected in two steps considering that:

$$N = N_1 + N_2$$

Step 1: Selection of 70% of candidates to be shortlisted (N_1)

In the first step N_1 candidates will be promoted, where N_1 equals 70% of the total of N candidates, rounded to the nearest whole number. That is,

$$N_1 = \text{round}(0.7N)$$

The first N_1 candidates are shortlisted proportionally to the number of applications $can(P)$ compared to the total C . In this way, the first

$$fin(P) = \text{round}\left(\frac{can(P)}{C} \cdot 0.7N\right)$$

candidates ranked in the panel P are shortlisted and pass to the final stage, where this number is also rounded to the nearest whole number. In case the rounding gives 0, at least one candidate will be assigned⁶.

Step 2: Selection of the remaining 30% of candidates to be shortlisted (N_2)

In the second step, the remaining 30% of candidates ($N_2 = N - N_1$) will be chosen.

⁶ If the rounding system leads to a total larger (resp. smaller) than the 70% of N , the candidate in excess (resp. defect) will be removed from (resp. assigned to) the panel with the lowest (resp. highest) value of $fin(P)$ before rounding.

To select the N_2 candidates, a single ranking will be made, formed by all non-selected candidates in step 1. This unique ranking is made according to the *normalized primary scores* of the candidates, computed in the following way:

- Calculate the average of the scores of all candidates in a given panel:

$$\text{mean}(P) = \frac{1}{\text{cand}(P)} \sum_{c \in P} \text{score1} . \text{panel}(c)$$

- Compute the standard deviation within the same panel:

$$\text{stddev}(P) = \sqrt{\frac{\sum_{c \in P} (\text{score1} . \text{panel}(c) - \text{mean}(P))^2}{\text{cand}(P) - 1}}$$

- Finally, standardise the score of each candidate according to the mean and standard deviation of the panel it belongs to. Hence, if the candidate c belongs to the panel P , then

$$\text{score1} . \text{norm}(c) = \frac{\text{score1} . \text{panel}(c) - \text{mean}(P)}{\text{stddev}(P)}$$

With these normalised scores

$$\text{score1} . \text{norm}(c)$$

the best scored applications on this list (N_2) are shortlisted regardless of the panel they have been self-assigned to. Non-shortlisted applications remain in a single waiting list per committee.

1.6. FEEDBACK TO CANDIDATES

Candidates receive feedback about their performance in the shortlisting process. More specifically, for each of the three criteria evaluated, they will be informed about the quartile (1-4) their application was ranked into.

More precisely, for every candidate c and for every criterium $\text{crit} \in \{1,2,3\}$, the average of the scores obtained is computed as:

$$\text{feedbackscore}(c, \text{crit}) = \frac{1}{n} \sum_{e=1}^n \text{score1}(c, e, \text{crit})$$

Within each of the panels, and for each one of the three criteria, candidates are ordered by the corresponding score $\text{feedbackscore}(c, \text{crit})$.

1.6.1. Quartile division

This list is divided into four equal parts or quartiles Q_1, Q_2, Q_3 and Q_4 , where Q_1 corresponds to the top group of the $n/4$ highest scores, and Q_4 to the bottom group with the $n/4$ lowest ones.

The candidate will be informed of the quartile assigned for each of the criteria.

2. Final Selection Formulas

2.1. SCORING

Once the interviews have concluded and experts have scored all candidates, the system considers the weight of each criterion evaluated and calculate an initial score for each candidate from each expert. The final scores generated in the shortlisting stage are included as if they came from one additional expert in the committee with Level 1 of expertise:

$score_{c,e}$ = score given to candidate c by expert e .

Assuming that there are n candidates and m evaluators (including the shortlisting score), then $c \in \{1, \dots, n\}$ and $e \in \{1, \dots, m\}$.

Consequently, **every candidate has m scores: one from each expert, plus the one coming from the shortlisting stage.** These scores take values from 1 to 8.

At this stage we calculate the quantity

$$score_c = \frac{1}{m-1} \sum_{e=1}^{m-1} score_{c,e}$$

which is the average of all experts' scores obtained by candidate c , excluding the shortlisting score. This value will not be used until step 2.7. *Feedback to Candidates.*

2.2. NORMALIZATION

The normalization or standardization of scores given by one expert in relation to all candidates evaluated is performed according to the following procedure. For each evaluator $e \in \{1, \dots, m\}$:

- The expert's mean score is calculated

$$mean_e = \frac{1}{n} \sum_{c=1}^n score_{c,e}$$

- The standard deviation of this same set of scores is also obtained from

$$stdev_e = \sqrt{\frac{\sum_{c=1}^n (score_{c,e} - mean_e)^2}{n-1}}$$

- Finally, the set of scores is of every evaluator (also the ones coming from the shortlist stage) are normalized by

$$score_{c,e}^{norm} = \frac{score_{c,e} - mean_e}{stdev_e}$$

2.1.2 Observations

With this procedure, the original scores

$$score_{c,e} \in [1,8]$$

are converted in new quantities

$$score_{c,e}^{norm} \in (-\infty, \infty)$$

The mean of the new scores of each expert is 0 and its standard deviation is 1. In this way, the possible different tendencies of the evaluators (giving higher or lower scores in general, for example) are eliminated. The new scores will be higher or lower, depending on how far they are from the average of the original scores, and how frequent this distance is. (See *Annex 1.1: Effects of normalization in the scores* for further details about the effects of normalization).

2.3. EXPERTISE

Experts have declared an expertise level with the specific discipline of the candidate assessed.

Supposing we have m evaluators (we are including here the shortlisting score), the weights would be distributed in the following way:

- Every expert has an ensured weight of $\frac{1}{m+1}$ and moreover
- there is an additional weight of $\frac{1}{m+1}$ to be uniformly distributed among those experts with Level 1 of expertise (k evaluators), among which we always find the shortlisting score.

Hence,

$$weight_{c,e} = \frac{1}{m+1} \text{ if the expertise of this evaluator is Level 2, and}$$

$$weight_{c,e} = \frac{1}{m+1} + \frac{1}{k(m+1)} \text{ if the expertise of this evaluator is Level 1}$$

Example 1:

A committee is formed by 5 experts: $e \in \{1,2,3,4,5\}$.

Experts 3 and 5 have declared Level 1 of expertise for a certain candidate c (hence $k = 3$). As a result, the weights are distributed as follows:

Expert e	Level of Expertise	$weight_{c,e}$	$weight_{c,e}$ (num)
1	2	$1/7$	0,1429
2	2	$1/7$	0,1429
3	1	$1/7 + 1/21$	0,19
4	1	$1/7 + 1/21$	0,19
5	2	$1/7$	0,1429
Shortlisting score	1	$1/7 + 1/21$	0,19
TOTAL		$6/7 + 3/21$	1

Example 2:

A committee is formed by 5 experts: $e \in \{1,2,3,4,5\}$.

No expert has declared Level 1 of expertise for a certain candidate c (hence $k = 1$). As a result, the weights are distributed as follows:

Expert e	Level of Expertise	$weight_{c,e}$	$weight_{c,e}(\text{num})$
1	2	1/7	0,1429
2	2	1/7	0,1429
3	2	1/7	0,1429
4	2	1/7	0,1429
5	2	1/7	0,1429
Shortlisting score	1	1/7 + 1/7	0,2857
TOTAL		6/7 + 1/7	1

2.4. DISCREPANCIES

The evaluation system detects significant discrepancies among experts' standardized scores for the same application. To be considered as a significant divergence, the difference between the maximum and the minimum score among all those of the same candidate must be equal or larger than 2. More precisely:

$$\max_e(score_{c,e}^{norm}) - \min_e(score_{c,e}^{norm}) \geq 2$$

The scores coming from the shortlisting stage are not considered in this part of the procedure.

The system will only indicate the significant discrepancies of those candidates in the last positions with a fellowship or the first positions without fellowship. The exact number of positions to be considered will be proportional to the number of fellowships to be granted by the committee.

Only the candidates' assessment of this restricted group with significant discrepancies will be discussed by the committee. After the discussion, evaluators may maintain or change their original score. Those reviewed scores are considered definitive.

2.5. COMPUTATION OF THE FINAL SCORE

The final score of each candidate is computed adding for the first time the m existing scores (one from each expert and one from the shortlisting stage), all normalized and weighted according to the expert's level of expertise. In other words,

$$final.score_c = \sum_{e=1}^m score_{c,e}^{norm} \times weight_{c,e}$$

This final score can take any value in $(-\infty, \infty)$, and **it is the one being used to rank the candidates**. This ranking will not be affected by any of the later steps.

2.5.1. Final score rescaled

With the goal of presenting the candidate's scores in a range from 1 to 8, the following procedure will be followed:

- All final scores are first rescaled to obtain a temporary score from 0 to 1

$$temp.score_c = \frac{final.score_c - \min_c(final.score_c)}{\max_c(final.score_c) - \min_c(final.score_c)}$$

That is, to the candidate's final score, we subtract the minimum score among all candidates and divide by the difference between the maximum and the minimum score, again among all candidates. Every score is now between 0 and 1 but the ordering remains the same it was.

- All scores are translated to the interval

$$\left[\min_c(score_c), \max_c(score_c) \right]$$

where we recall that $score_c$ is the direct average of the expert's scores for the candidate c (see Section 2.1. Scoring), before normalizing, applying the weights according to expertise and without considering the shortlisting scores.

After this rescaling, we obtain the **definitive final score of each candidate**:

$$score_c^{def} = temp.score_c \times (\max_c(score_c) - \min_c(score_c)) + \min_c(score_c)$$

2.6. SINGLE RESERVE LIST

The reserve list of each committee will be formed by the candidates who did not obtain a fellowship.

In the event that the subcommittees need to be formed⁷, once the candidates to be awarded a fellowship have been determined in each subcommittee, the remaining ones will be joined in a **unique reserve list**, common to all subcommittees (of the same committee). This list will be ordered according to the definitive score of the candidates $score_c^{def}$. Then, a **new normalization is applied with the aim of comparing scores from different subcommittees**. More precisely, if N subcommittees have been created, the second normalization and final reserve list are done as follows:

1. For every subcommittee S , let us say with n candidates (in total), we normalize the definitive scores $score_c^{def}$ by calculating first their average

$$score_S = \frac{1}{n} \sum_{c=1}^n score_c^{def}$$

and then their standard deviation

$$stdev_S = \sqrt{\frac{\sum_{c=1}^n (score_c^{def} - mean_S)^2}{n - 1}}$$

and finally computing the normalized score

⁷ For more information of the composition of the committees see Section 3.1 Structure of the Committees of the Selection Process Guidelines

$$score_c^{def,norm} = \frac{score_c^{def} - mean_s}{stdev_s}$$

2. A unique reserve list is created by joining all candidates with no fellowship and ordering them by the new normalized score of step 1, $score_c^{def,norm}$.

In case of a withdrawal, the fellowship will be awarded to the best ranked candidate in the reserve list. In case of tie between reserve candidates, this will be resolved based on the shortlisting score.

2.7. FEEDBACK TO CANDIDATES

2.7.1. Quartiles

In order to provide adequate feedback to the candidates on their assessment in the interviews' stage, their scores for each criterion will be compared with the scores of the other candidates of their committee or subcommittee.

This feedback will not consider the shortlisting score, since interviewed candidates will have already obtained the corresponding feedback from the shortlisting process at the end of such stage.

Normalization (for each criterion)

To provide this information, a new normalization will take place although in this occasion it will be done separately for each of the criteria used for the candidate's evaluation (for example *potential*, *background*, etc.). Indeed, given a criterion $k \in \{1,2,3\}$, and an expert $e \in \{1, \dots, m\}$, the normalization is carried out by first calculating the average and the standard deviation in the set of n candidates

$$mean_{e,k} = \frac{1}{n} \sum_{c=1}^n score_{c,e,k}$$

$$stdev_{e,k} = \sqrt{\frac{\sum_{c=1}^n (score_{c,e,k} - mean_{e,k})^2}{n - 1}}$$

where $score_{c,e,k}$ denotes the score of the candidate c obtained from the expert e for the criterion k

Then, this score ($score_{c,e,k}$) is normalized as follows:

$$score_{c,e,k}^{norm} = \frac{score_{c,e,k} - mean_{e,k}}{stdev_{e,k}}$$

Finally, the normalized score of each candidate c with respect to the criterion k is the average of all the normalized scores obtained by each of the evaluators, that is

$$score_{c,k}^{norm} = \frac{1}{m} \sum_{e=1}^m score_{c,e,k}^{norm}$$

In this way three normalized scores are obtained for each candidate, one for each of the criteria considered. The aim of these calculations is to be able to compare candidates' scores and allocate them in quartiles.

Quartile division

For every criterion k the list of candidates will be ordered according to the normalized scores $score_{c,k}^{norm}$, and divided into four equal parts or quartiles Q_1, Q_2, Q_3 and Q_4 , where Q_1 corresponds to the top group of the $n/4$ highest scores, and Q_4 to the bottom group with the $n/4$ lowest ones.

The candidate will be informed of the quartile assigned for each of the criteria.

In case several subcommittees had been created, the quartiles will be computed separately in each subcommittee.

Annex 1.1: Effects of normalization of scores

The goal of this annex is to comment on the process of normalization (or standardization) which will be applied to the scores given by the experts in the final selection stage, as well as the effects of this action.

The objective of normalizing each expert's scores before adding them to the others' or comparing between them is to ensure that the grade of every evaluator has a similar weight in the final candidate's score, mitigating the differences in scale and dispersion that might exist between them.

The experts' scores in each of the evaluation criteria can take values in between 1 and 8, and so does the weighted average of these grades computed for every candidate and which we denote by $mark_{c,e}$ (where c is the candidate and e the evaluator).

To normalize the scores of the expert e , the average ($mean_e$) and the standard deviation ($stdev_e$) of all of his or her scores are calculated (see Section 2 of the document for more details). With these two quantities a new score for each candidate is obtained by

$$score_{c,e}^{norm} = \frac{score_{c,e} - mean_e}{stdev_e}$$

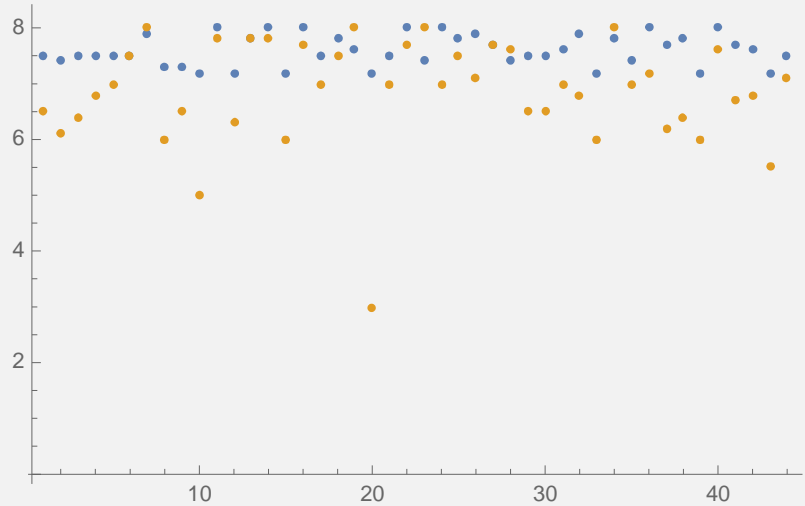
This new score takes values in $(-\infty, \infty)$, and is the one that will be used (after being weighted by the level of expertise of the evaluator for the given candidate) to compute the average score of all the experts' scores for the given candidate.

The performed normalization has the following effects:

- » The mean of the scores of each expert is equal to 0. This cancels the possible (natural) tendencies to "grade high" or "grade low" of the different experts.
- » The standard deviation of the scores of each expert is equal to 1. This means that, in average, the distance (squared) to the new mean (0) is equal to 1. Approximately 95% of the new scores of each evaluator are between -2 and 2. Scores that were given in a very narrow range ($stdev \ll 1$) will now be more dispersed, while marks given in a large range ($stdev \gg 1$) will now become closer to the mean.
- » Outliers will still be outliers (and sometimes even more than before). If a score was much further from the average than the others, the new grade will have the same property. If the deviation of the list was small, this can even be enhanced.

Example

Suppose there are 44 candidates and, for the purpose of this example, two evaluators. The graph below shows in blue the scores of one of the experts ($e=1$) and in orange the scores of the second one ($e=2$), quite more scattered than the blue ones and with a clear outlier, with a grade of 3.

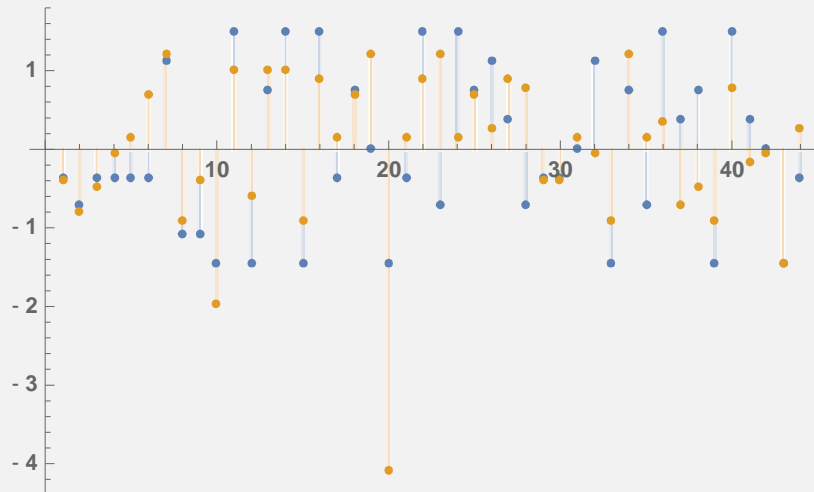


The values computed for this set of scores are:

$$mean_1 = 7,6; \quad stdev_1 = 0,27;$$

$$mean_2 = 6,85; \quad stdev_2 = 0,941.$$

The next figure shows the distribution of the new scores after normalization:



The yellow scores show a similar distribution around the mean to the one they had before (their standard deviation was close to 1), and the outlier is still there. Instead, the blue scores are now more scattered than before (even more than the yellow ones!), because their standard deviation was originally very small (they distributed tightly around their mean).